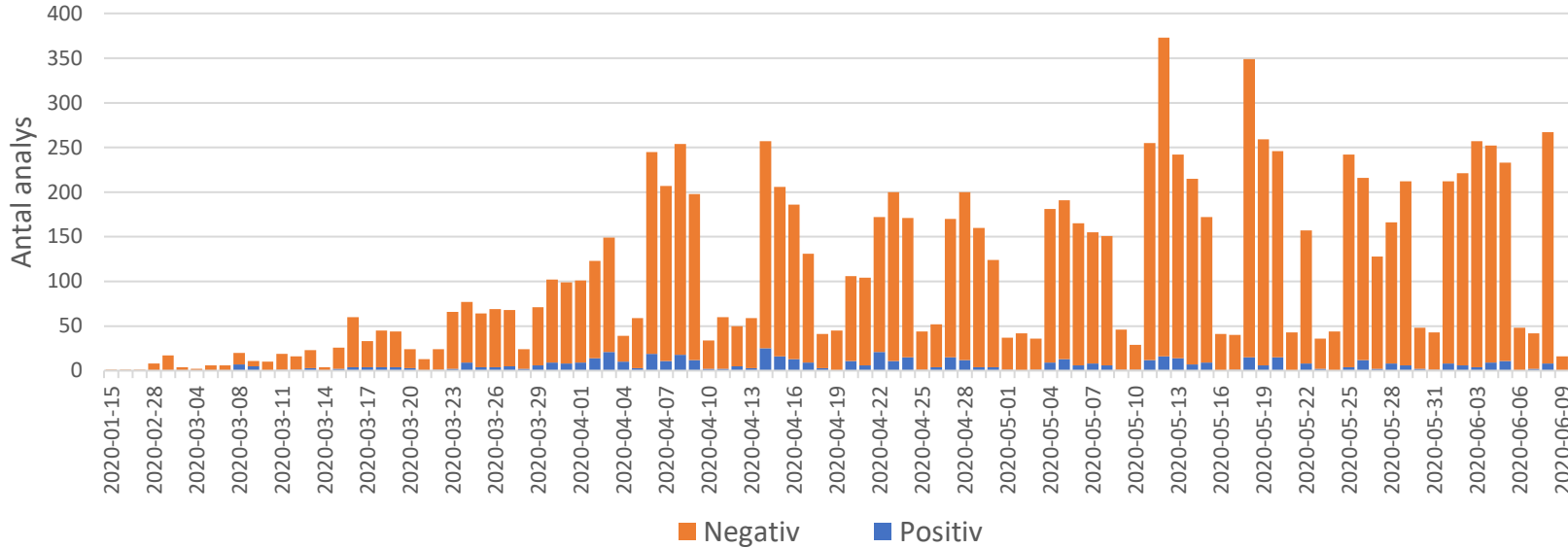
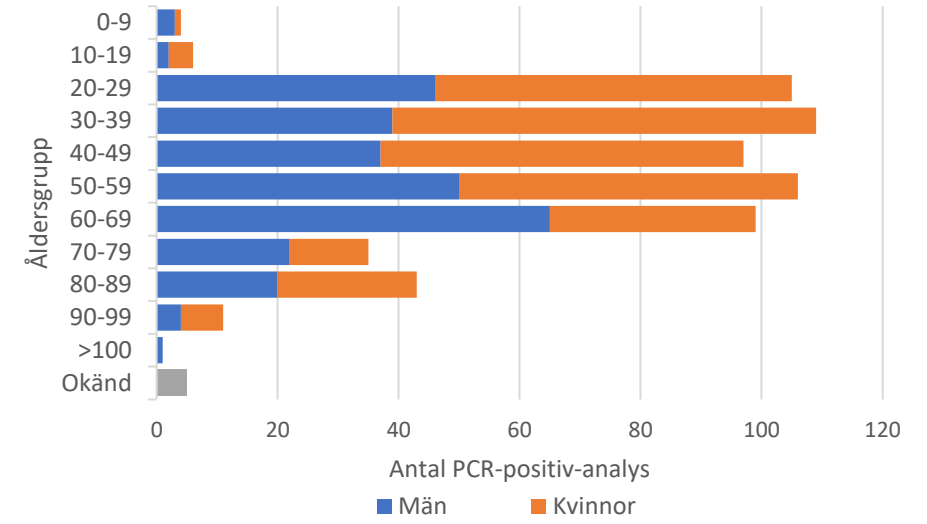


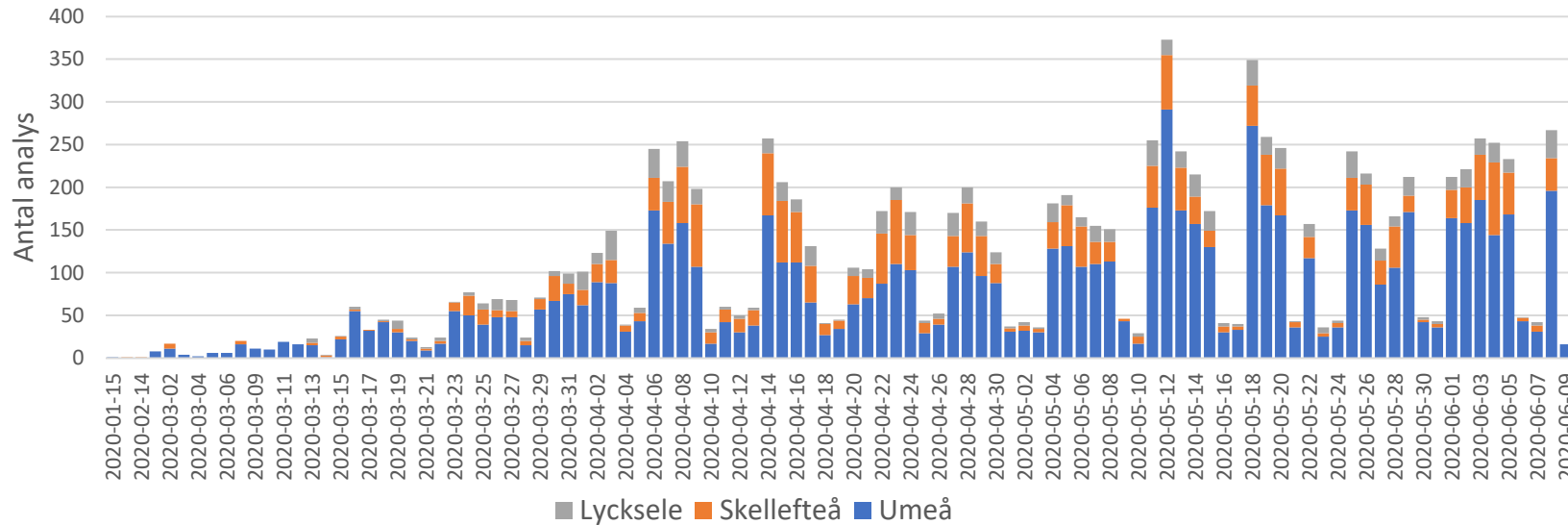
### Antal SARS-CoV-2-PCR-analyser (Region Västerbotten)



### Män vs kvinnor (SARS-CoV-2-PCR positiv)



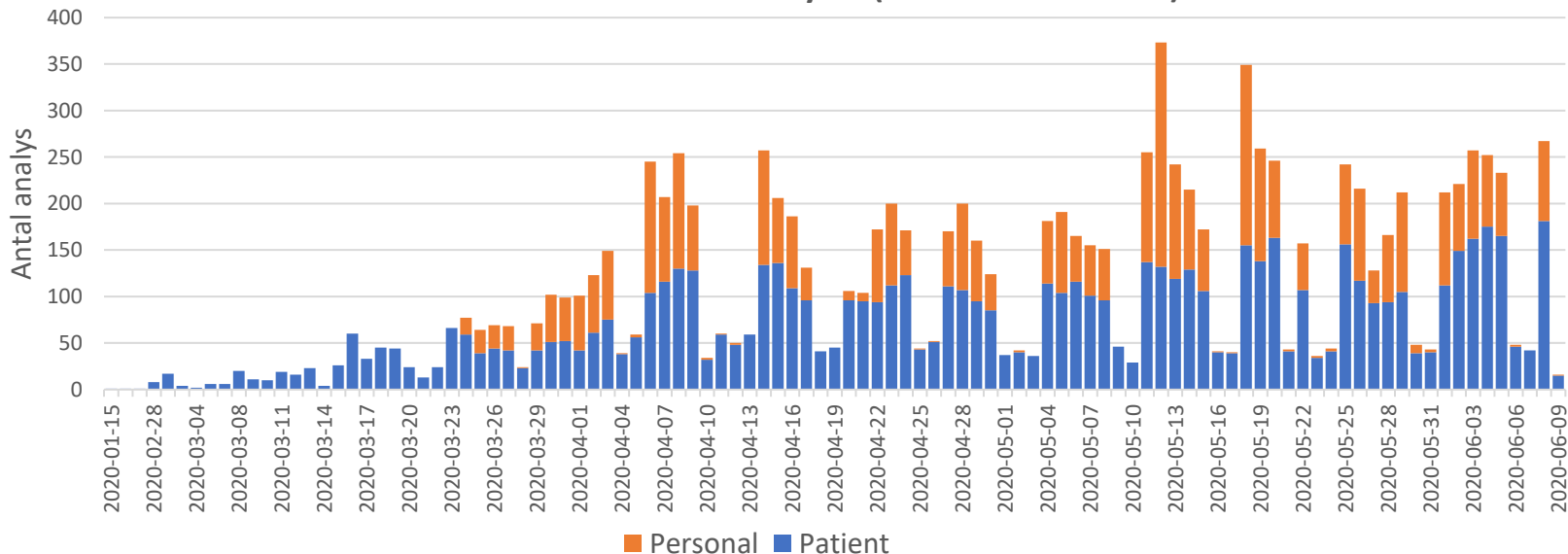
### Antal SARS-CoV-2-PCR-analyser (per ort)



	Positiv		Negativ		Total	
	Antal analys	(%)	Antal analys	(%)	Antal analys	(%)
<b>Män</b>	289	(7,0%)	3831	(93,0%)	4120	(100%)
<b>Kvinnor</b>	327	(4,7%)	6660	(95,3%)	6987	(100%)
<b>Okänd</b>	5	(83,3%)	1	(16,7%)	6	(100%)
<b>Total</b>	621	(5,6%)	10492	(94,4%)	11113	(100%)

	Positiv		Negativ		Total	
	Antal analys	(%)	Antal analys	(%)	Antal analys	(%)
<b>Umeå</b>	387	5,0%	7304	(95,0%)	7691	(100%)
<b>Skellefteå</b>	200	8,6%	2137	(91,4%)	2337	(100%)
<b>Lycksele</b>	34	(3,1%)	1051	(96,9%)	1085	(100%)
<b>Total</b>	621	(5,6%)	10492	(94,4%)	11113	(100%)

### Antal SARS-CoV-2-PCR-analyser (Personal vs Patient)



	Positiv		Negativ		Total	
	Antal analys	(%)	Antal analys	(%)	Antal analys	(%)
<b>Patient</b>	419	(5,9%)	6729	(94,1%)	7148	(100%)
<b>Personal</b>	202	(5,1%)	3763	(94,9%)	3965	(100%)
<b>Total</b>	621	(5,6%)	10492	(94,4%)	11113	(100%)